



[View this email in your browser](#)



Announcements

Though Halloween is about a week away, one of the most potentially frightening (and frustrating) parts of college is upon us: the Free Application for Federal Student Aid (FAFSA)!

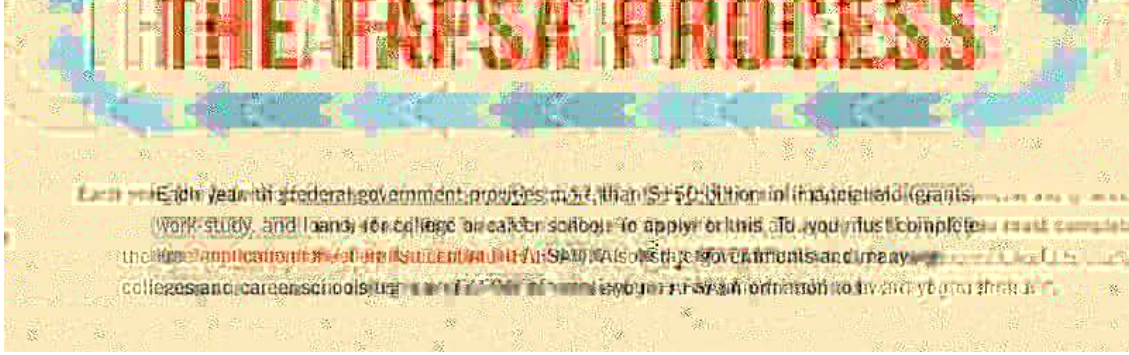


eed

n e


e


e i



For a quick, step-by-step overview of the entire FAFSA process, please check out the video guide above! This video guide is also available on [the Financial Aid Office's website](#).


<u>Table A</u>	
----------------	--






Many of our students and their loved ones have found it helpful to consult this glossary as they work on their application and report returning to it frequently throughout the financial aid process.

2) Getting Started: Common Mistakes





3.) Getting Started: Required Documents




You will also need the following to complete the FAFSA:

- The University of Scranton's **FAFSA Title IV School Code 008394**
- **FS Aid** (created [here](#)) for:
 - The Student
 - The Student's Parent (if the student is dependent)

4.) Answering Questions: Student Status

Students may need to respond to FAFSA questions differently depending on their fa



6.) Wrapping Up: Post-Submission

What happens after I submit the FAFSA? Are there other steps I need to take?





For an overview of what happens after you submit your FAFSA please watch the video guide above

Once you submit your FAFSA the University of Scranton as well as the departments of education in your home state and the state of Pennsylvania receive your FAFSA information and use it to determine the amount of aid they will award you ***You can check the status of your FAFSA at any time by logging in to your FAFSA account online.***

Between three days and three weeks after submission you will receive your ***Student Aid Report (SAR)*** from the Office of Federal Student Aid Your SAR is a summary of the FAFSA data you submitted ***You should review the SAR for mistakes and make corrections to your FAFSA data if necessary (see below).***

You will then receive an electronic award letter from the University telling you how much aid you're eligible for You can review your award letter at my.scranton.edu Self Service Student / Financial Aid

Some students may be selected for v




Before accepting any financial aid offer, you should familiarize yourself with the types of aid (see video guide above). Only accept the aid you need, and always assess the extent to which the terms of the aid offers meet your unique needs.

In general, you should **accept financial aid selectively**:

1

the Social Security Number (SSN) and any data transferred from the IRS DRT. Ask the University's Financial Aid Office if you need to correct any of this information.


FAFSA





- Types of financial aid
- Eligibility





>1?; A>1?Y



